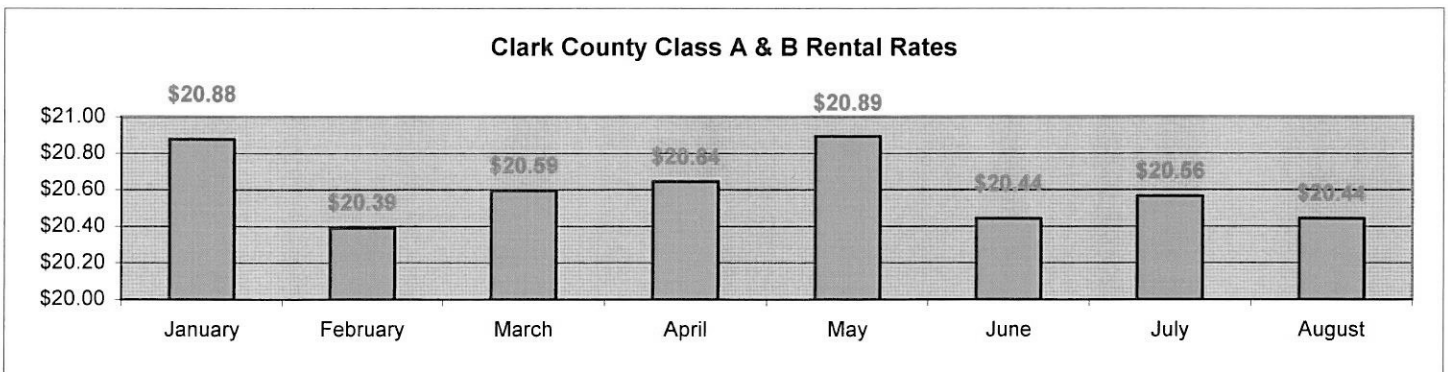
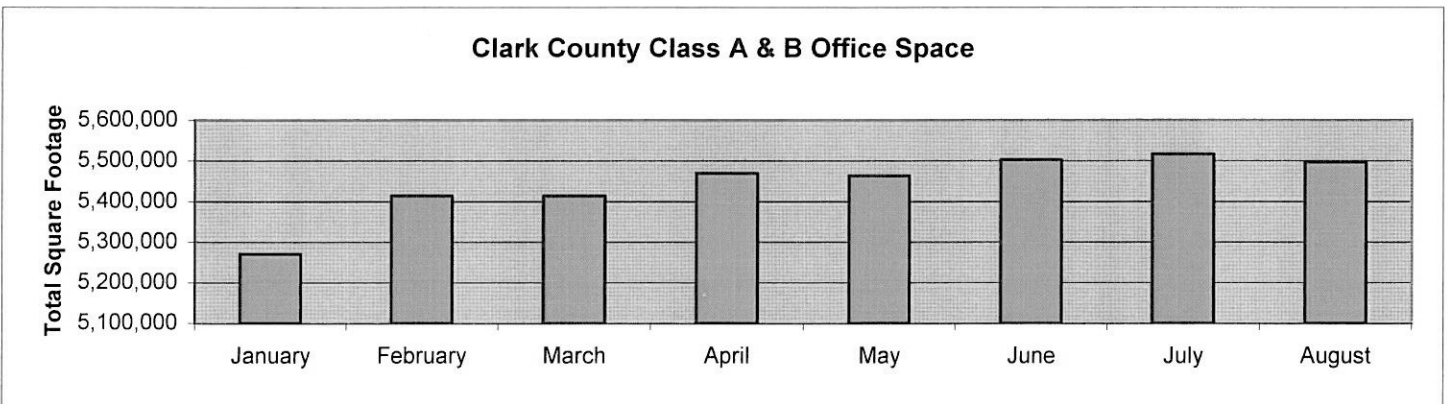
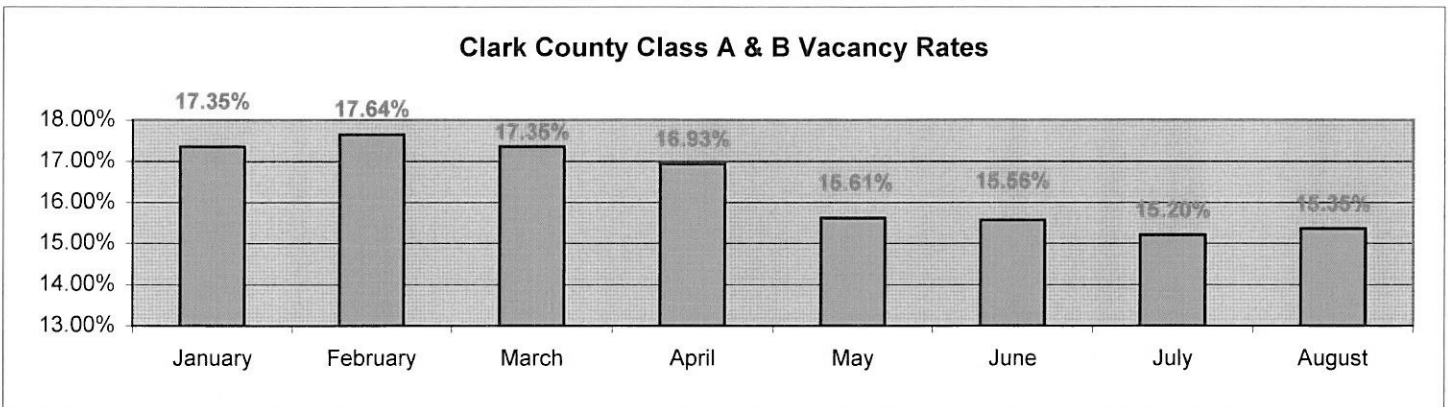



Clark County Totals - August 2007

Total Class A & B Leasable Office Space (sf)	5,496,398
Total Available Class A & B Office Space	843,761
Clark County Class A & B Vacancy Rate	15.35%
Average Vacant Class A & B Rental Rate	\$20.44





Camas Washougal Submarket

	Leasable Area (SF)	Total Available (SF)	Vacancy	Average Weighted Rent
528 NE 4th Ave	4,927		0%	
307 NE Burch St	5,000		0%	
1150 S 35th St	5,000		0%	
3695 Truman Rd	5,277	5,277	100%	\$20.94
15th St @ A St	5,696	3,800	67%	\$18.50
1540 B St	6,000		0%	
3400 SE 196th St	8,000		0%	
700 NE Fourth Ave	19,761		0%	
4900 NW Camas Meadows Dr	19,943		0%	
4800 NW Camas Meadows Dr	27,352		0%	
4845 NW Camas Meadows Dr	27,820		0%	
	134,776	9,077	6.7%	\$19.72

Cascade Park Submarket

	Leasable Area (SF)	Total Available (SF)	Vacancy	Average Weighted Rent
1312 NE 112th Ave	3,040		0%	
11115 NE 14th St	3,040		0%	
11109 NE 14th St	3,040		0%	
11105 NE 14th St	3,040		0%	
12401 SE 2nd Cir	3,266		0%	
3317 SE 192nd Ave	4,150		0%	
15520 SE Mill Plain Blvd	5,000		0%	
19301 SE 34th St	5,000		0%	
11820 NE Crestwood St	6,196		0%	
519 SE 116th Ave	7,382		0%	
234 SE 136th Ave	8,000	4,500	56%	\$23.00
2415 SE 165th Ave	10,000	2,461	25%	\$18.00
417 SE 164th Ave	10,000	5,000	50%	\$23.50
12204 SE Mill Plain Blvd	12,000	8,880	74%	\$21.00
217 SE 136th Ave	12,000		0%	
16219 SE 12th St	13,660	6,830	50%	\$23.50
16508 SE 24th St	14,000		0%	
1406 SE 164th Ave	17,085	13,451	79%	\$20.19
14300 SE First St	17,622		0%	
615 Chkalov Dr	20,000		0%	
811 NE 112th Ave	22,246	22,246	100%	\$21.00
17700 SE Mill Plain Blvd	22,500		0%	
16821 SE McGillivray Blvd	22,500		0%	
3250 SE 164th Ave	23,000	8,370	36%	\$24.50
521 NE 136th Ave	24,000		0%	
901 NE 112th Ave	24,542	18,942	77%	\$23.00
16821 SE McGillivray Blvd	25,000		0%	
1325 SE Tech Center Dr	25,750		0%	
16701 SE McGillivray Blvd	29,682	2,626	9%	\$22.00
12503 SE Mill Plain Blvd	31,552		0%	
19120 SE 34th St	32,356		0%	
501 SE 172nd Ave	40,000		0%	
13115 NE 4th St	40,000	8,929	22%	\$24.48
12500 SE Second Cir	40,869	25,468	62%	\$19.00
11800-11818 SE Mill Plain Blvd	42,884	4,540	11%	\$21.50
521 SE Chkalov Dr	45,000		0%	
16703 SE McGillivray	45,218	5,537	12%	\$21.50
17205 SE Mill Plain Blvd	50,000		0%	
204 SE Stonemill Dr	51,908	17,094	33%	\$18.50
120 NE 136th Ave	53,515		0%	
201 NE Park Plaza Dr	55,000	10,031	18%	\$24.00



Cascade Park Submarket Cont.

	Leasable Area (SF)	Total Available (SF)	Vacancy	Average Weighted Rent
312 SE Stonemill Dr	64,603	19,763	31%	\$18.50
222 NE Park Plaza Dr	68,230		0%	
1499 SE Tech Center Pl	71,365	8,429	12%	\$22.87
1498 SE Tech Center Dr	71,423	5,433	8%	\$23.00
203 SE Park Plaza Dr	73,000	3,055	4%	\$22.00
201 NE Park Plaza Dr	79,808	8,008	10%	\$18.49
18110 SE 34th St	130,000	64,580	50%	\$18.50
16400 SE 164th Ave	482,538		0%	
	1,966,010	274,173	13.9%	\$21.46